

RAYAT SHIKSHAN SANSTHA
RAJARSHI CHHATRAPATI SHAHU COLLEGE, KOLHAPUR
INTERNAL QUALITY ASSURANCE CELL
STUDENT SATISFACTION SURVEY REPORT
ACADEMIC YEAR 2023-24

Introduction and Objectives:

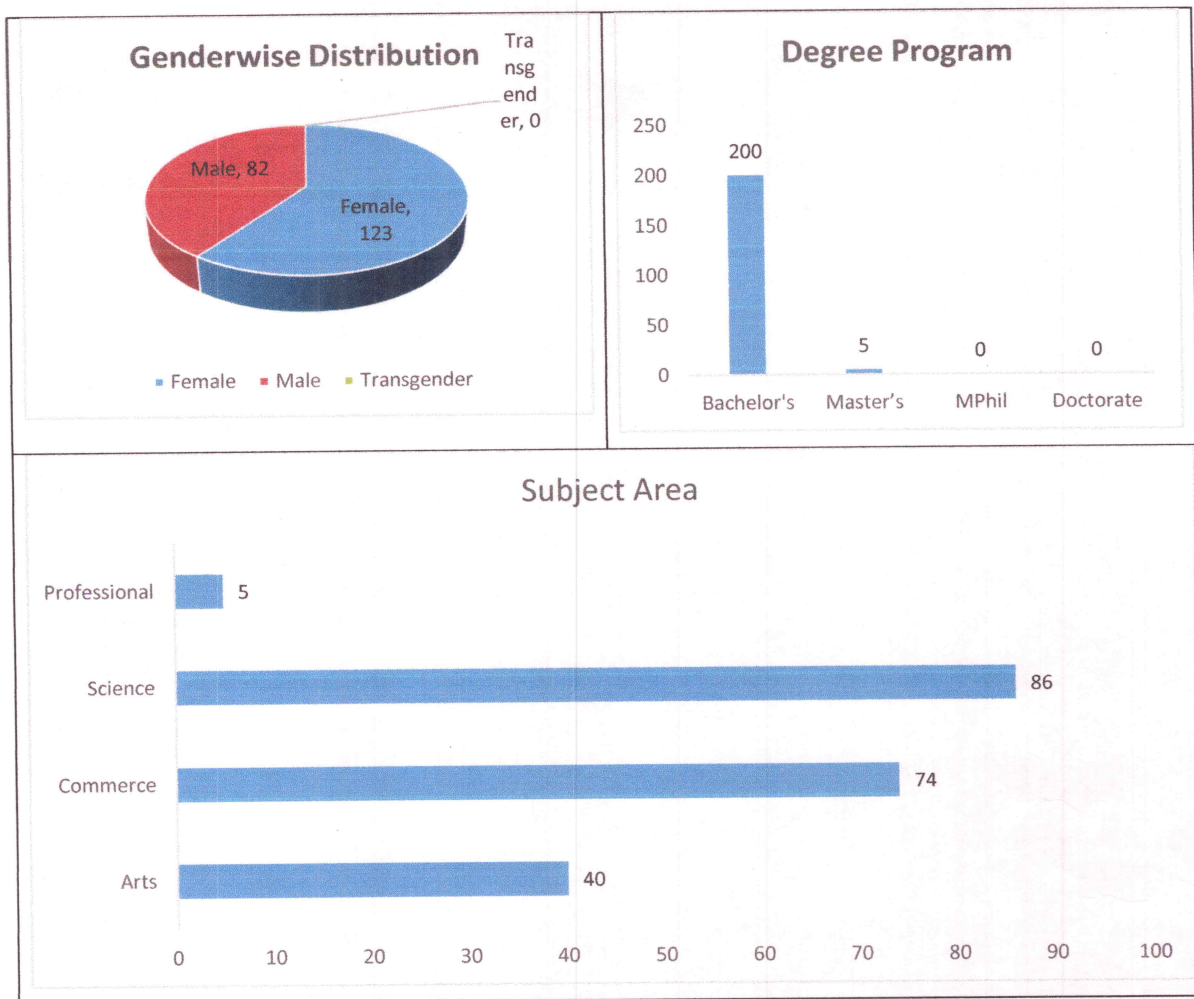
Rayat Shikshan Sanstha's, Rajarshi Chhatrapati Shahu College, Kolhapur was established in the year 1961. The college aims at the overall development of the students to become entrepreneurs and professionals in the respective disciplines. The IQAC of the college was conducted a Student Satisfaction Survey regarding Teaching- Learning and Evaluation, which will help to upgrade the quality in higher education. Receiving positive and negative feedback from these students are important in helping monitor and evaluate the provision. Listening to what student say is a contributing factor to running a successful college or institution. This survey was developed to capture students' evaluation about teacher, facilities and curriculum related issues.

Methodology:

In every academic year, we ask our students to fill a Student Satisfaction Survey (SSS) form which is made available on the college website. Filling of SSS is mandatory or optional. For the academic year 2023-24 there was **1238** registered students at the college. The data was collected through Google-Form. The link of form is made available to students on their email address, WhatsApp groups and the college website. Two fifty (205) students responded to the survey providing a response rate of 16.55%. The analysis presented in this report is based on the responses of 205 respondents to the survey.

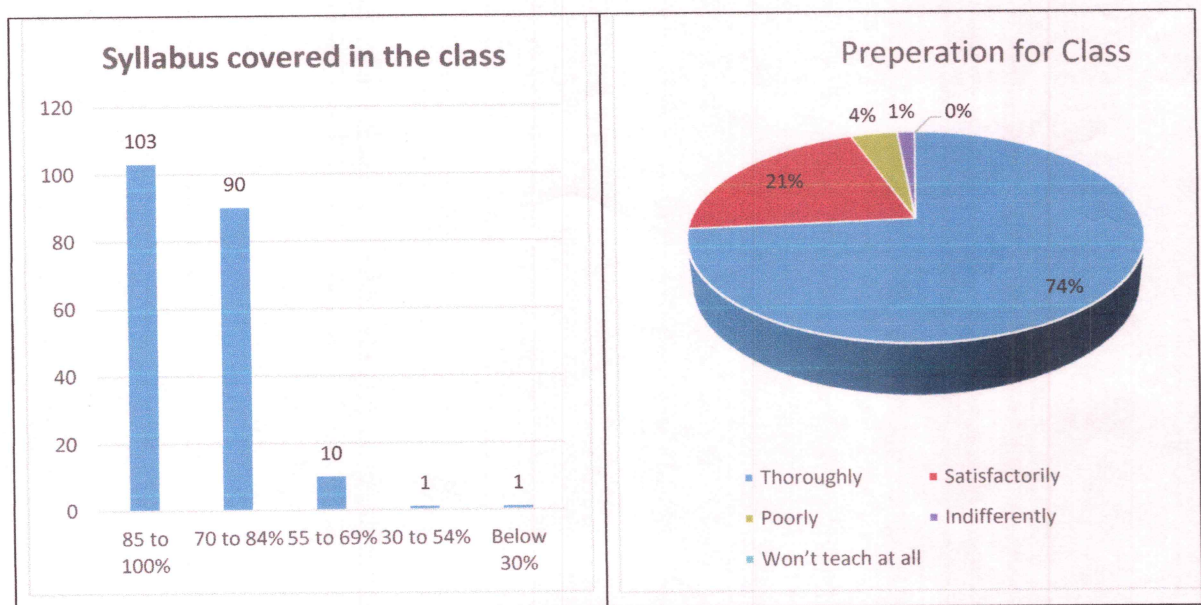
Respondent Profile:

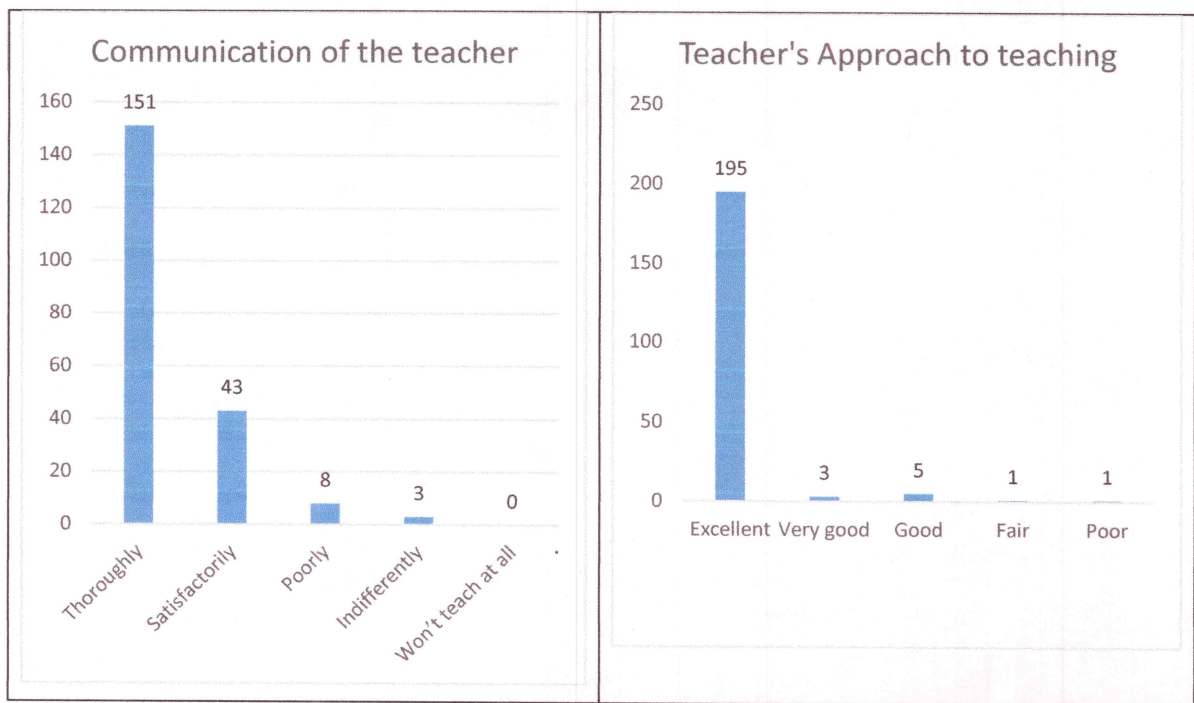
The respondent sample is broadly representative of the student population with respect to gender program level and course. There are 40% of male and 60% of female respondents in the survey sample. The Most respondents are pursuing programs at bachelor degree level (98%). The highest number of respondents came from the Science and Commerce faculty (42%, 36%).



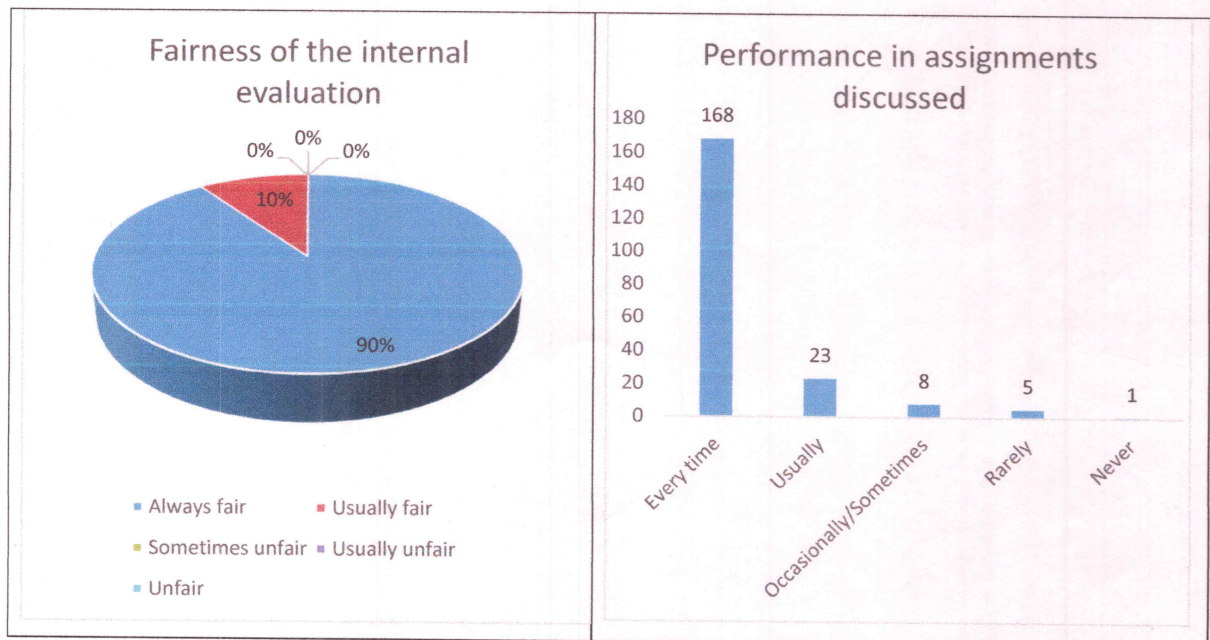
Overall Evaluation:

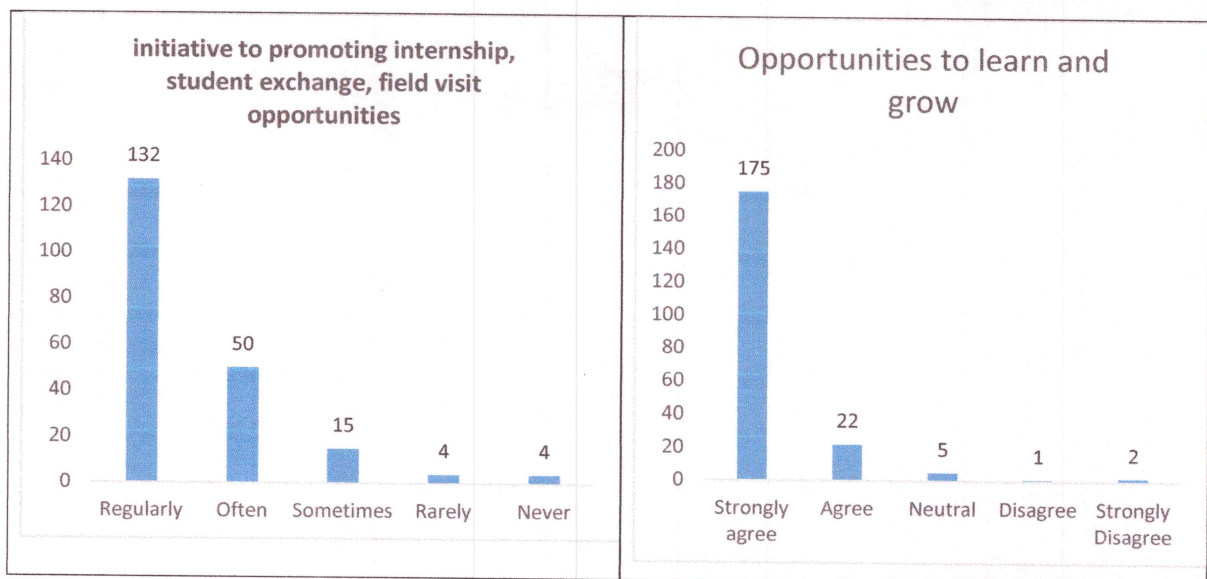
Feedback was collected and analyzed by Feedback Analysis Committee of the college. Opinion of the students is obtained about each parameter in percentage.



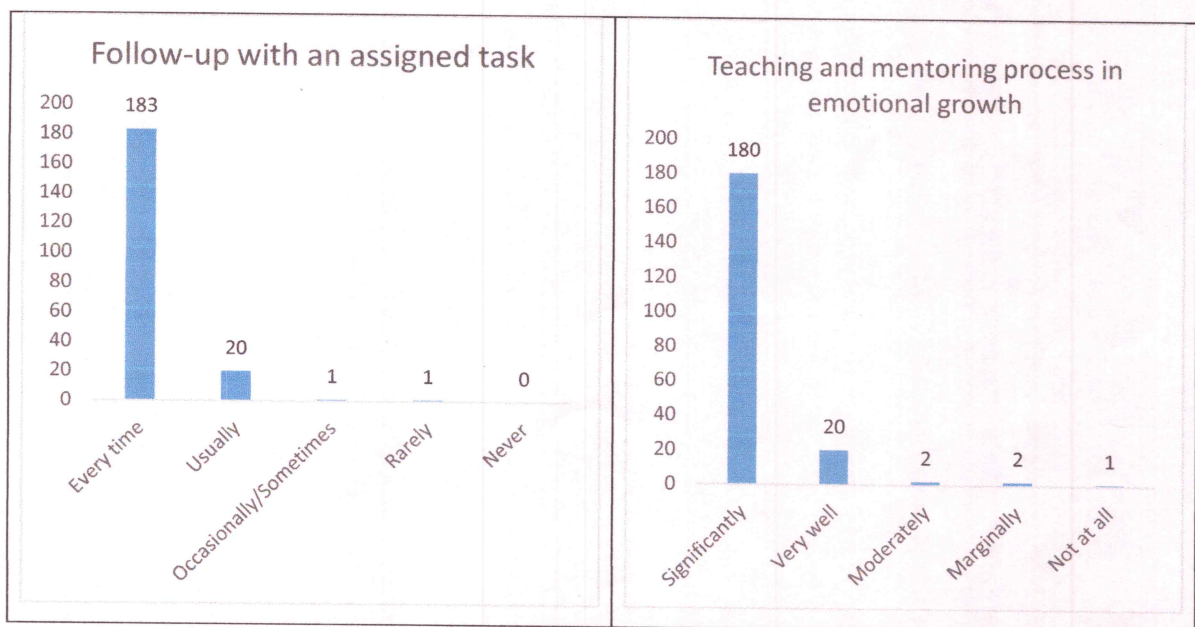


The above graphs indicate that syllabus covered in the class is more than 84% and more than 70% of all students reported being satisfied about the teachers' preparation for the class. The Most of students 73% indicates that all the teachers' communication is effective. There is 95% student's opinion about teacher approaches to students.

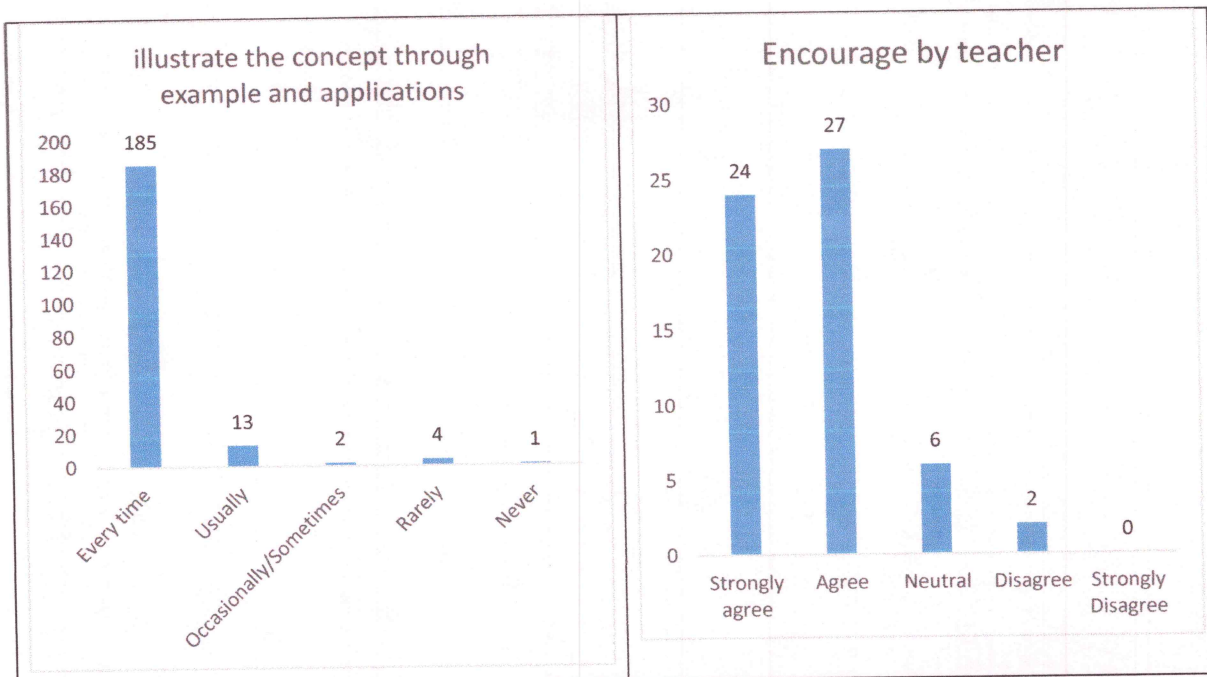




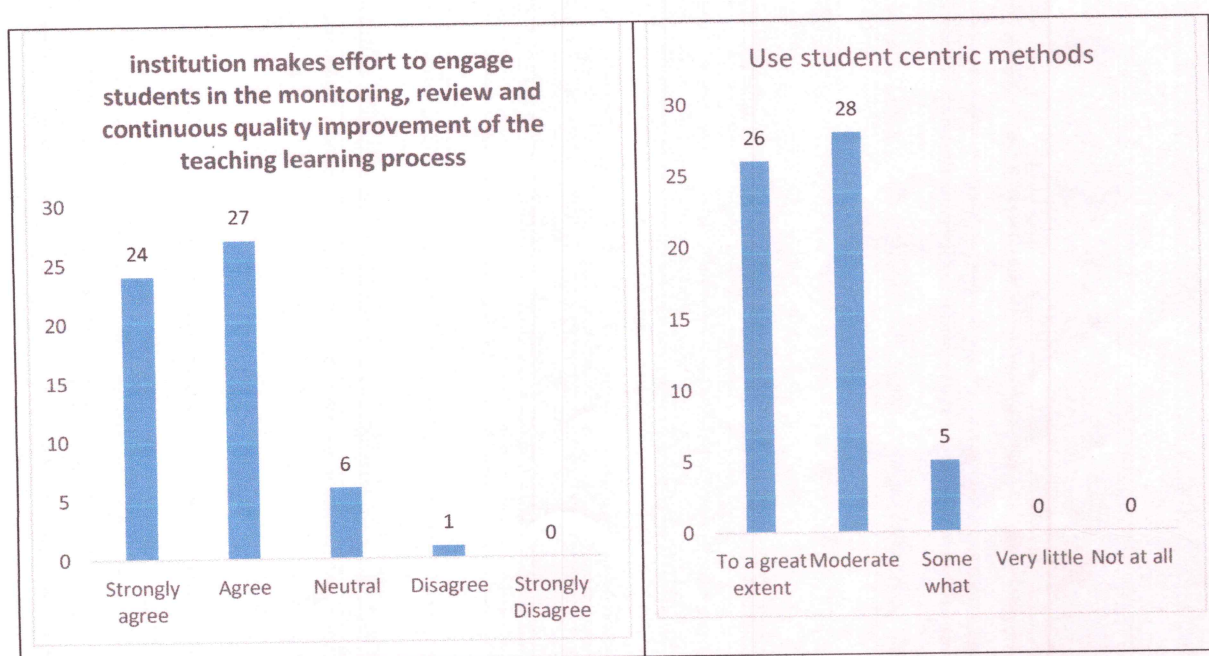
About 90% students are agreed with fairness of teachers in the internal evaluation. However, 10% of students are not agreed with it. About 82% of students are saying that teachers always discussed student performance with them. There are about 64 % of students are agreed with the institute initiative to take the active interest in promoting internship, Student Exchange, Field Visit opportunity for student regularly. More than 85% of students are agreed with multiple opportunities given by institute to them to learn and grow.



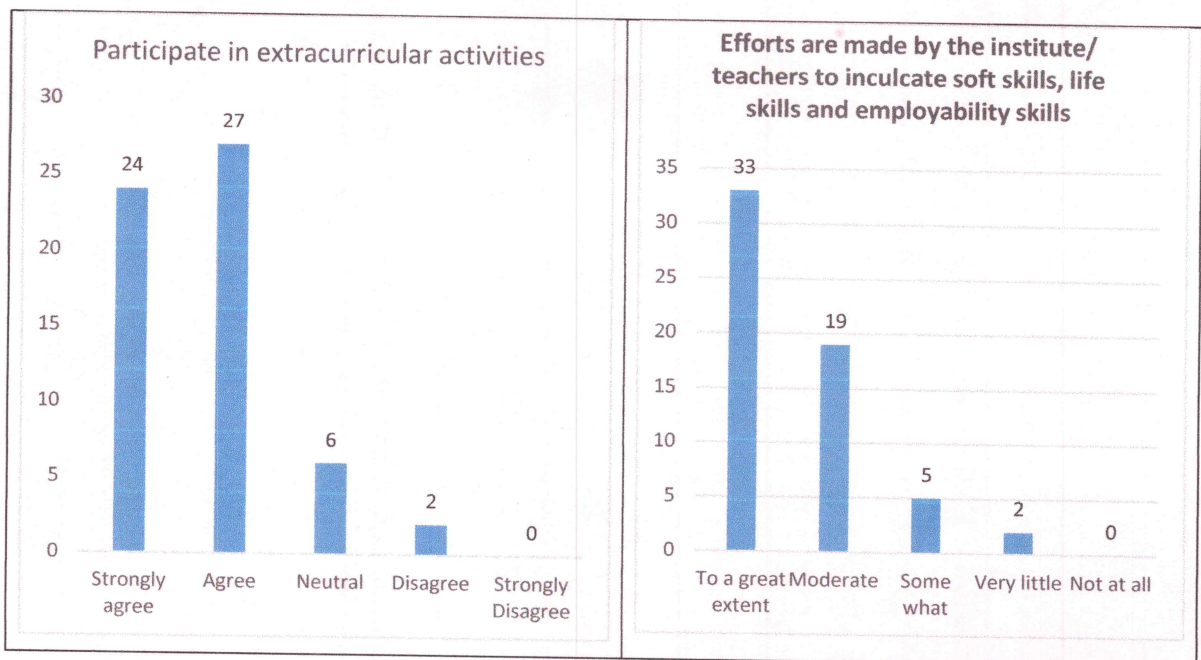
The most of the students 89% are agreed with mentor who does necessarily follow up with an assignment task given to them. More than 88% of all students are agreed with teaching and mentoring process in institute on significantly facilities you in cognitive social and emotional growth.



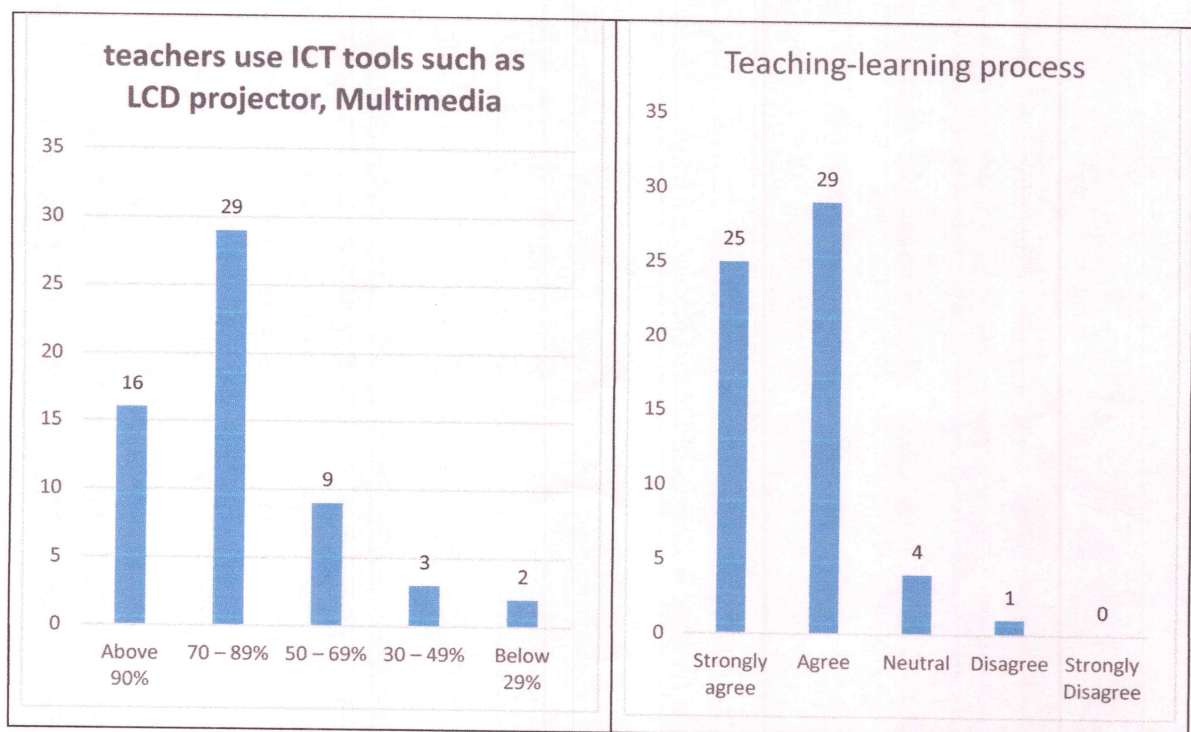
More than more than 89% of all students are satisfied with the conceptual illustrations given by teacher using examples and applications. They are encouraged by teacher About 89% of student's opinion.



About 65% of students are strongly agreed and about 35% of students are agree with the institutional efforts to engage students in the monitoring review and continuous quality improvement of the teaching learning process. About 65% of students to great extent and about 33% of students are moderately agreed with the institution or teacher use student's centering method such as experimental learning, participative learning and problem-solving methodology for enhancing learning experiences to a great extent.



About 54% of students are strongly agreed and 46% of students are agreed to participated in extracurricular activities. Also, more than 64% of students to great extent and about 26% of students are moderately agreed with efforts are made by the institute for teachers to in indicates soft skill, life skill and employability skill.



More than 82% of students are agreed with the fact that above 80% of the teachers use ICT tools such as LCD projector and multimedia extra while teaching. The most of the students (89%) are agreed with the overall quality of teaching learning process.

Observation/ Suggestions to improve the overall teaching-learning experience


The students suggested or observed that the:

1. Purchase newly revised syllabus text book and reference book.
2. Increase Engagement and Active Learning
3. Promote a Culture of Feedback: Regular two-way feedback is crucial for both students and instructors.
4. All Teachers are teaching very nice and understand properly.
5. We need academic as well as other software courses
6. Overall focus on physical education should be improved
7. Start some new program related to AI and ML
8. Start some professional course like Nursing, DMLT and banking




Chairman

Feedback Analysis Committee



IQAC Coordinator
R. C. Shahu College,
Kolhapur.



Principal,
Rajarshi Chh. Shahu College
Kolhapur.